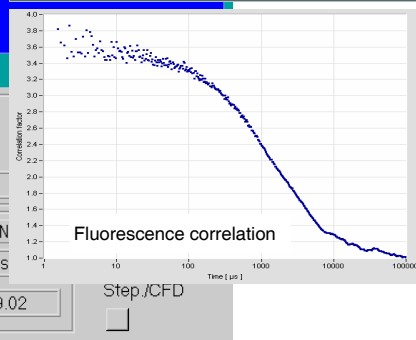
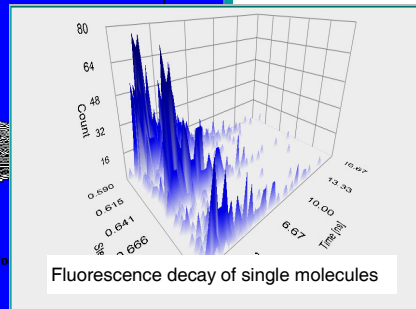
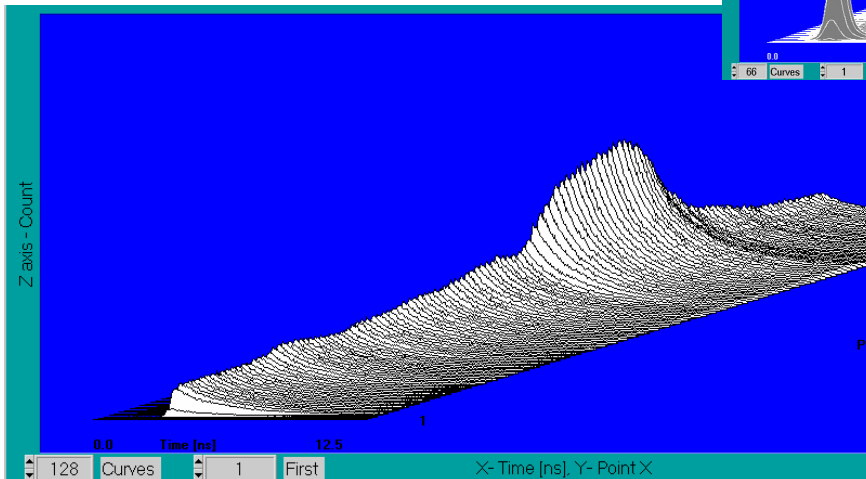
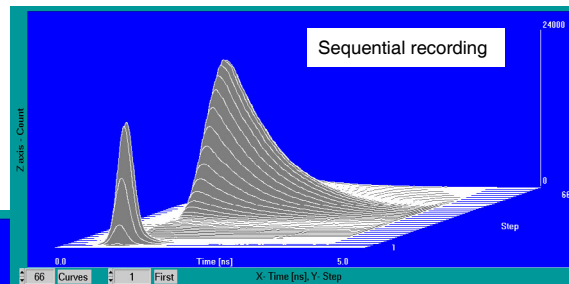
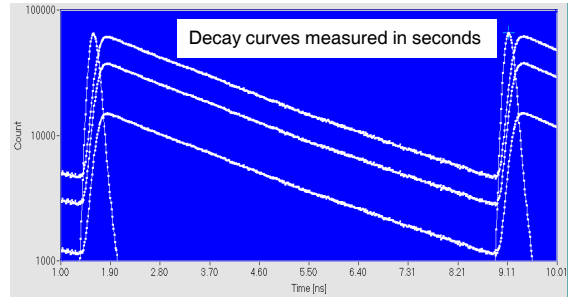



Time-Correlated Single Photon Counting Module

- Saturated Count Rate 10 MHz
- Dead Time 100ns
- Dual Memory Architecture: Readout during Measurement
- Reversed Start/Stop: Repetition Rates up to 200 MHz
- Electrical Time Resolution down to 8 ps FWHM / 5 ps rms
- Channel Resolution down to 813 fs
- Up to 4096 Time Channels / Curve
- Measurement Times down to 0.1 ms
- Instrument Software for Windows 2000 / NT / XP / VISTA
- Direct Interfacing to most Detector Types
- Single Decay Curve Mode
- Oscilloscope Mode
- Sequential Recording Mode
- Spectrum Scan Mode with 8 Independent Time Windows
- Continuous Flow Mode
- FIFO / Time Tag Mode for FCS, FIDA, FILDA, BIFL

Becker & Hickl GmbH
 Nahmitzer Damm 30
 12277 Berlin, Berlin
 Tel. +49 / 30 / 787 56 32
 Fax. +49 / 30 / 787 57 34
 email: info@becker-hickl.com
 www.becker-hickl.com



US Representative:
Boston Electronics Corp
 tcspc@boselec.com
 www.boselec.com



UK Representative:
Photonic Solutions PLC
 sales@psplc.com
 www.psplc.com

Covered by patents DE 43 39 784 and DE 43 39 787

SPC-130

Photon Channel

Principle	Constant Fraction Discriminator (CFD)
Time Resolution (FWHM / RMS, electr.)	8 ps / 5 ps
Opt. Input Voltage Range	- 50 mV to - 1 V
Min. Input Pulse Width	400 ps
Lower Threshold	- 20 mV to - 500 mV
Upper Threshold	-
Zero Cross Adjust	- 100 mV to + 100 mV

Synchronisation Channel

Principle	Constant Fraction Discriminator (CFD)
Opt. Input Voltage Range	- 50 mV to - 1 V
Min. Input Pulse Width	400 ps
Threshold	- 20 mV to -500 mV
Frequency Range	0 to 200 MHz
Frequency Divider	1-2-4
Zero Cross Adjust	-100 mV to + 100 mV

Time-to-Amplitude Converter / ADC

Principle	Ramp Generator / Biased Amplifier
TAC Range	50 ns to 2 us
Biased Amplifier Gain	1 to 15
Biased Amplifier Offset	0 to 100% of TAC Range
Time Range incl. Biased Amplifier	3.3 ns to 2 us
min. Time / Channel	813 fs
ADC Principle	40 ns Flash ADC with Error Correction
Diff. Nonlinearity	< 0.8% rms, typ. <2% peak-peak

Data Acquisition

Method	on-board 2-dimensional histogramming process			
Dead Time	100 ns, independent of computer speed			
max. Number of Curves in Memory	4096	1024	256	64
Number of Time Channels / Curve	64	256	1024	4096
max. Counts / Channel	$2^{16}-1$			
Overflow Control	none / stop / repeat and correct			
Collection Time	0.1 us to 10000 s			
Display Interval Time	10ms to 1000 s			
Repeat Time	0.1 us to 1000 s			
Curve Control (internal)	Programmable Hardware Sequencer			
Count Enable Control	1 bit TTL			
Experiment Trigger	TTL			

Data Acquisition (FIFO / Time-Tag Mode)

Method	Time-tagging of individual photons and continuous writing to disk			
Dead Time	100 ns			
Output Data Format (ADC / Macrotime / Routing)	12 / 12 / 3			
FIFO buffer Capacity (photons)	128 k			
Macro Timer Resolution, internal clock	50ns, 12 bit			
Macro Timer Resolution, clock from SYNC input	10ns to 100ns, 12 bit			
Curve Control (external Routing)	3 bit TTL			
Count Enable Control	1 bit TTL			

Operation Environment

Computer System	PC Pentium
Bus Connectors	PCI
Used PCI Slots	1
Power Consumption	approx. 45 W at +5V, 2 W at +12V
Dimensions	225 mm x 115 mm x 25 mm

Related Products

Simple-Tau 150 compact TCSPC systems	HPM-100 GaAsP and GaAs hybrid detectors	DCC-100 detector controller
SPC-134 EM 4-channel TCSPC modules	PML-SPEC and MW-FLIM multi-wavelength detectors	BDL-SMC ps diode lasers
Simple-Tau 154 compact 4-channel TCSPC systems	PMC-100 cooled PMT modules	BHLP-700 picosecond diode lasers
DCS-120 confocal scanning FLIM system	id-100 SPAD detector modules	DDG-200 laser multiplexing controller

Related Literature

W. Becker, Advanced time-correlated single photon counting techniques. Springer 2005. Please contact bh for availability.
W. Becker, The bh TCSPC Handbook, 3rd edition. 466 pages, 503 references. Available on www.becker-hickl.com
PML-16-C 16 channel detector head for time-correlated single photon counting. User handbook. Available on www.becker-hickl.com
DCS-120 Confocal Scanning FLIM Systems, handbook. Available on www.becker-hickl.com
Modular FLIM systems for Zeiss LSM 510 and LSM 710 laser scanning microscopes, handbook. Available on www.becker-hickl.com
BDL-375-SMC, BDL-405-SPC, BDL-440-SMC, BDL-473-SMC NUV and blue picosecond diode lasers, handbook. Available on www.becker-hickl.com
Please see also www.becker-hickl.com, 'Literature', 'Application notes'



More than 15 years experience in multi-dimensional TCSPC. More than 1300 TCSPC systems worldwide.